

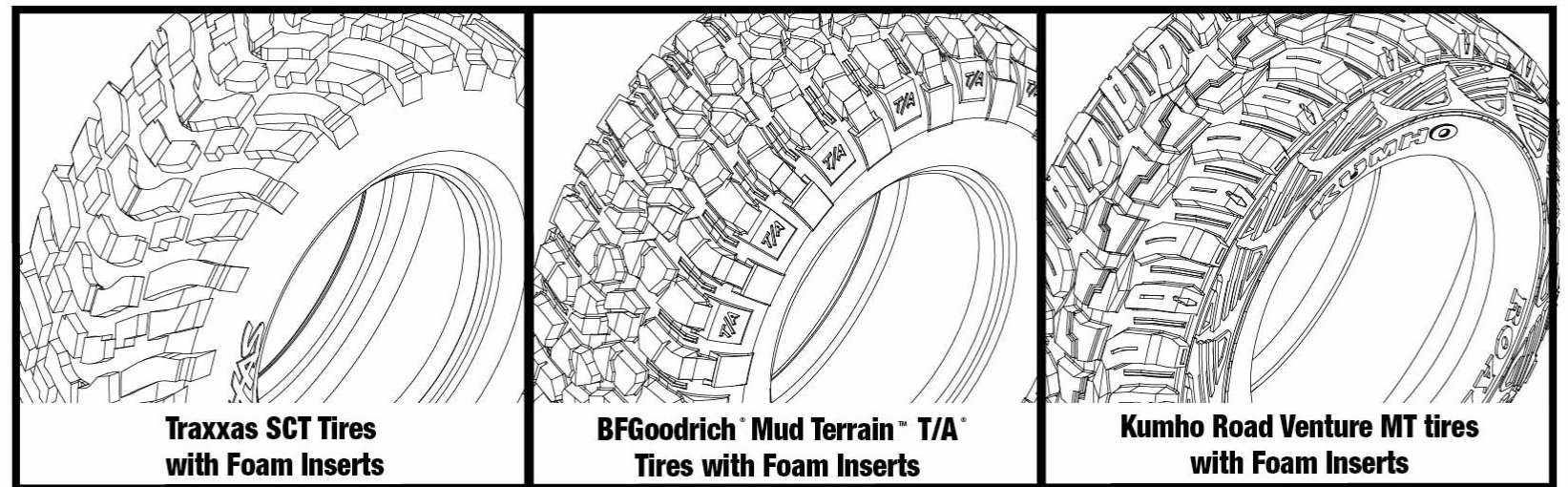






# SLAYER PRO 4X4

## Wheel and Tire Chart



**Traxxas SCT Tires  
with Foam Inserts**

**BFGoodrich® Mud Terrain™ T/A®  
Tires with Foam Inserts**

**Kumho Road Venture MT tires  
with Foam Inserts**

**5871**

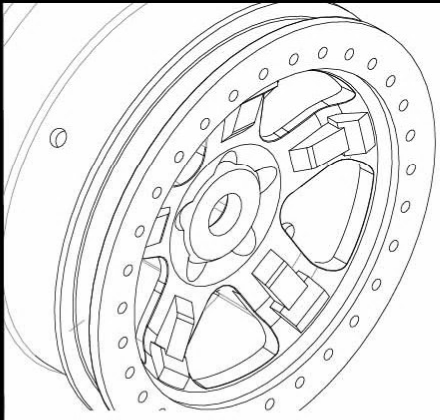

*S1 Ultra-Soft  
Racing Compound*  
**5871R**

**6871**

*S1 Ultra-Soft  
Racing Compound*  
**6871R**

**6870**

*S1 Ultra-Soft  
Racing Compound*  
**6870R**

Wheels*		Assembled Wheels and Tires		Assembled Wheels and Tires		Assembled Wheels and Tires		
 <p><b>Traxxas SCT Wheels</b> (14mm hex)</p>	<b>Satin Beadlock/ Satin Wheel Slayer Front/Rear</b>	5972	5973	—	—	—	—	
	<b>Red Beadlock/ Satin Wheel Slayer Front/Rear</b>	5972A	5973A	5973R	—	—	—	
 <p><b>Split Spoke Wheels</b> (14mm hex)</p>	<b>Black Beadlock/ Satin Wheel Slayer Front/Rear</b>	5974	—	—	5975	—	5976	5976R
	<b>Red Beadlock/ Chrome Wheel Slayer Front/Rear</b>	5974A	—	—	5975A	5975R	—	—

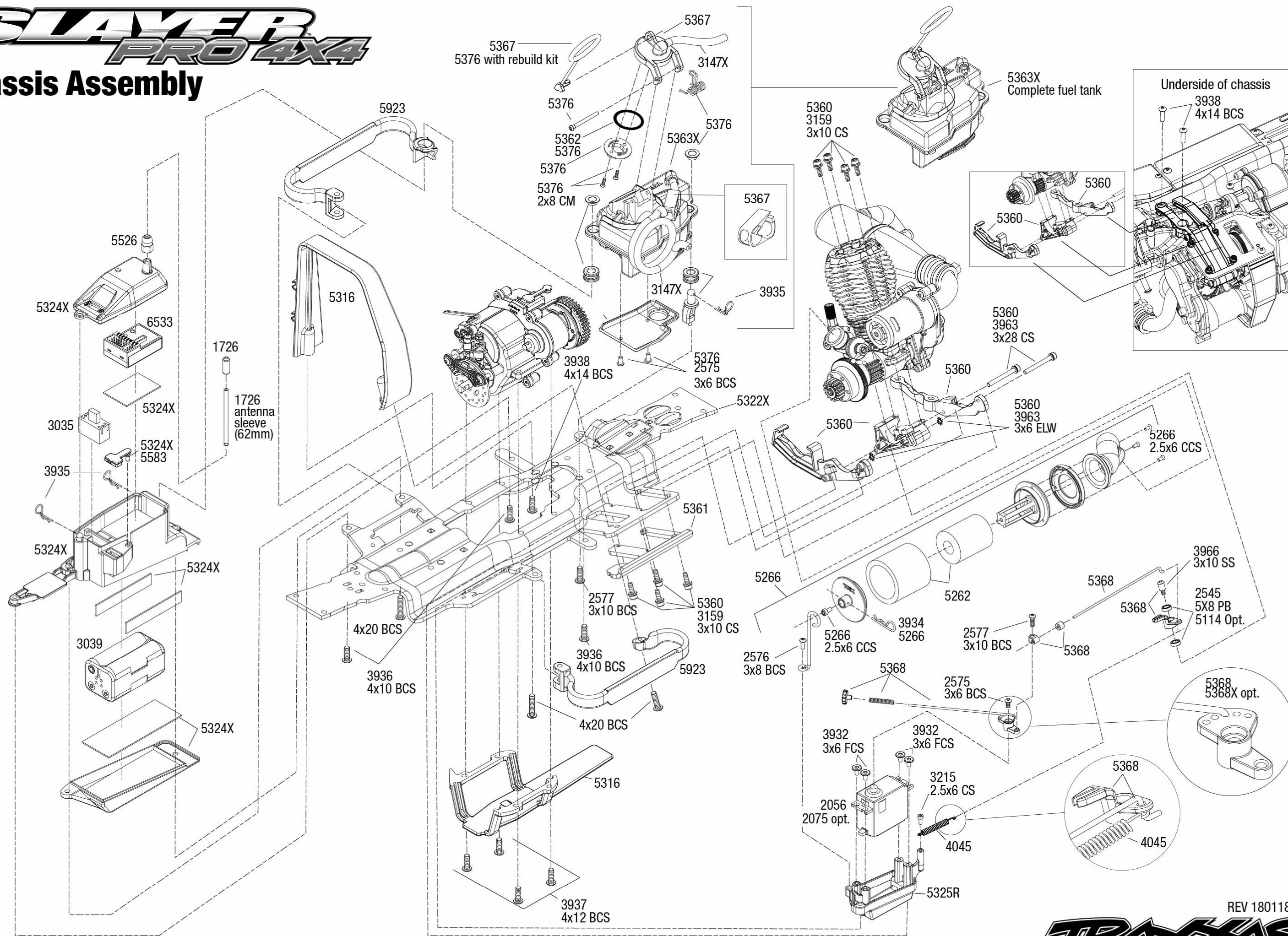
\* Wheels and/or tires sold in pairs

# TRAXXAS Vehicle Steering Servo Upgrade Chart

Traxxas Vehicle	Traxxas Std Steering Servo	Traxxas Metal Gear Conversion	Traxxas Option Servo #1	Traxxas Option Servo #2	Savöx Option Servo #1	Savöx Option Servo #2	Notes
Bandit XL5	2056 (5.76kg/cm - 0.23s) PG	–	2075X (9kg/cm - 0.17s) MG	2250 (23.8kg/cm - 0.19s) MG	SAV-SW0230MG (6.5kg/cm - 0.16s) MG	SAV-SW0231MG (15kg/cm - 0.17s) MG	
Bandit VXL	2075 (9kg/cm - 0.17s) PG	2072X	2075X (9kg/cm - 0.17s) MG	2250 (23.8kg/cm - 0.19s) MG	SAV-SW0231MG (15kg/cm - 0.17s) MG	SAV-SW1210SG (20kg/cm - 0.15s) SG	
Rustler XL5	2056 (5.76kg/cm - 0.23s) PG	–	2075X (9kg/cm - 0.17s) MG	2250 (23.8kg/cm - 0.19s) MG	SAV-SW0230MG (6.5kg/cm - 0.16s) MG	SAV-SW0231MG (15kg/cm - 0.17s) MG	
Rustler VXL	2075 (9kg/cm - 0.17s) PG	2072X	2075X (9kg/cm - 0.17s) MG	2250 (23.8kg/cm - 0.19s) MG	SAV-SW0231MG (15kg/cm - 0.17s) MG	SAV-SW1210SG (20kg/cm - 0.15s) SG	
Stampede XL5 (+Bigfoot)	2056 (5.76kg/cm - 0.23s) PG	–	2075X (9kg/cm - 0.17s) MG	2250 (23.8kg/cm - 0.19s) MG	SAV-SW0230MG (6.5kg/cm - 0.16s) MG	SAV-SW0231MG (15kg/cm - 0.17s) MG	
Stampede VXL	2075 (9kg/cm - 0.17s) PG	2072X	2075X (9kg/cm - 0.17s) MG	2250 (23.8kg/cm - 0.19s) MG	SAV-SW0231MG (15kg/cm - 0.17s) MG	SAV-SW1210SG (20kg/cm - 0.15s) SG	
Slash XL5 (+ Ford Raptor)	2075 (9kg/cm - 0.17s) PG	2072X	2075X (9kg/cm - 0.17s) MG	2250 (23.8kg/cm - 0.19s) MG	SAV-SW0231MG (15kg/cm - 0.17s) MG	SAV-SW1210SG (20kg/cm - 0.15s) SG	
Slash VXL	2075 (9kg/cm - 0.17s) PG	2072X	2075X (9kg/cm - 0.17s) MG	2250 (23.8kg/cm - 0.19s) MG	SAV-SW0231MG (15kg/cm - 0.17s) MG	SAV-SW1210SG (20kg/cm - 0.15s) SG	
Drag Slash VXL	2075 (9kg/cm - 0.17s) PG	2072X	2075X (9kg/cm - 0.17s) MG	2250 (23.8kg/cm - 0.19s) MG	SAV-SW0231MG (15kg/cm - 0.17s) MG	SAV-SW1210SG (20kg/cm - 0.15s) SG	
Rustler 4x4 XL5	2056 (5.76kg/cm - 0.23s) PG	–	2075X (9kg/cm - 0.17s) MG	2250 (23.8kg/cm - 0.19s) MG	SAV-SW0230MG (6.5kg/cm - 0.16s) MG	SAV-SW0231MG (15kg/cm - 0.17s) MG	
Rustler 4x4 VXL	2075 (9kg/cm - 0.17s) PG	2072X	2075X (9kg/cm - 0.17s) MG	2255 (28.8kg/cm - 0.15s) MG	SAV-SW0231MG (15kg/cm - 0.17s) MG	SAV-SW1210SG (20kg/cm - 0.15s) SG	
Stampede 4x4 XL5	2056 (5.76kg/cm - 0.23s) PG	–	2075X (9kg/cm - 0.17s) MG	2250 (23.8kg/cm - 0.19s) MG	SAV-SW0230MG (6.5kg/cm - 0.16s) MG	SAV-SW0231MG (15kg/cm - 0.17s) MG	
Stampede 4x4 VXL	2075 (9kg/cm - 0.17s) PG	2072X	2075X (9kg/cm - 0.17s) MG	2255 (28.8kg/cm - 0.15s) MG	SAV-SW0231MG (15kg/cm - 0.17s) MG	SAV-SW1210SG (20kg/cm - 0.15s) SG	
Hoss 4x4 VXL	2075 (9kg/cm - 0.17s) PG	2072X	2250 (23.8kg/cm - 0.19s) MG	2255 (28.8kg/cm - 0.15s) MG	SAV-SW1210SG (20kg/cm - 0.15s) SG	SAV-SA1230SG (36kg/cm - 0.16s) SG	
Maxx 4x4 VXL	2090 (no specs available) PG	–	2085X (26.3kg/cm - 0.17s) MG*	2255 (28.8kg/cm - 0.15s) MG*	SAV-SW1210SG (20kg/cm - 0.15s) SG*	SAV-SA1230SG (36kg/cm - 0.16s) SG*	*Use with Traxxas 7749 Servo Holder
Slash 4x4 XL5 (+ Rally XL5)	2056 (5.76kg/cm - 0.23s) PG	–	2075X (9kg/cm - 0.17s) MG	2255 (28.8kg/cm - 0.15s) MG	SAV-SW0230MG (6.5kg/cm - 0.16s) MG	SAV-SW0231MG (15kg/cm - 0.17s) MG	
Slash 4x4 VXL	2075 (9kg/cm - 0.17s) PG	2072X	2075X (9kg/cm - 0.17s) MG	2250 (23.8kg/cm - 0.19s) MG	SAV-SW0231MG (15kg/cm - 0.17s) MG	SAV-SW1210SG (20kg/cm - 0.15s) SG	
Slash 4x4 Ultimate	2075R (High-speed) MG	–	2250 (23.8kg/cm - 0.19s) MG	2255 (28.8kg/cm - 0.15s) MG	SAV-SW0231MG (15kg/cm - 0.17s) MG	SAV-SW1210SG (20kg/cm - 0.15s) SG	
Summit 1/10	2075 (9kg/cm - 0.17s) PG (2)	2072X	2250 (23.8kg/cm - 0.19s) MG*	2255 (28.8kg/cm - 0.15s) MG*	SAV-SW0231MG (15kg/cm - 0.17s) MG	SAV-SW1210SG (20kg/cm - 0.15s) SG*	*Only one servo is needed
TRX-4	2075X (9kg/cm - 0.17s) MG	–	2255 (28.8kg/cm - 0.15s) MG, 2-3s LiPo*	2250 (23.8kg/cm - 0.19s) MG, Up to 2s LiPo*	SAV-SW0231MG (15kg/cm - 0.17s) MG*	SAV-SW1210SG (20kg/cm - 0.15s) SG*	*Use with Traxxas 2262 HD BEC
TRX-4 with TRAXX	2075X (9kg/cm - 0.17s) MG	–	2255 (28.8kg/cm - 0.15s) MG, 2-3s LiPo*	2250 (23.8kg/cm - 0.19s) MG, Up to 2s LiPo*	SAV-SW1210SG (20kg/cm - 0.15s) SG*	SAV-SA1230SG (36kg/cm - 0.16s) SG*	*Use with Traxxas 2262 HD BEC
TRX-6	2075X (9kg/cm - 0.17s) MG	–	2255 (28.8kg/cm - 0.15s) MG, 2-3s LiPo*	2250 (23.8kg/cm - 0.19s) MG, Up to 2s LiPo*	SAV-SW0231MG (15kg/cm - 0.17s) MG*	SAV-SW1210SG (20kg/cm - 0.15s) SG*	*Use with Traxxas 2262 HD BEC
UDR	2075R (High-speed) MG	–	2250 (23.8kg/cm - 0.19s) MG	2255 (28.8kg/cm - 0.15s) MG	SAV-SW1210SG (20kg/cm - 0.15s) SG	SAV-SA1230SG (36kg/cm - 0.16s) SG	
E-Revo VXL	2075 (9kg/cm - 0.17s) PG (2)	2072X	2075X (9kg/cm - 0.17s) MG	2255 (28.8kg/cm - 0.15s) MG*	SAV-SW0231MG (15kg/cm - 0.17s) MG	SAV-SA1230SG (36kg/cm - 0.16s) SG*	*Only one servo is needed
X-Maxx 8s	2085 (26.3kg/cm - 0.17s) PG	2087X	2085X (26.3kg/cm - 0.17s) MG*	2255 (28.8kg/cm - 0.15s) MG*	SAV-SA1230SG (36kg/cm - 0.16s) SG*	SAV-SB2290SG (40kg/cm - 0.16s) SG*	*Use with Traxxas 7749 Servo Holder
4-TEC 2.0/3.0	2075 (9kg/cm - 0.17s) PG	2072X	2075X (9kg/cm - 0.17s) MG	2250 (23.8kg/cm - 0.19s) MG	SAV-SW0231MG (15kg/cm - 0.17s) MG	SAV-SW1210SG (20kg/cm - 0.15s) SG	
XO-1	2075 (9kg/cm - 0.17s) PG	2072X	2075X (9kg/cm - 0.17s) MG	2255 (28.8kg/cm - 0.15s) MG	SAV-SW0231MG (15kg/cm - 0.17s) MG	SAV-SW1210SG (20kg/cm - 0.15s) SG	
Nitro Slash (+ Nitro Rustler)	2055 (9kg/cm - 0.20s) PG	–	2075X (9kg/cm - 0.17s) MG	2250 (23.8kg/cm - 0.19s) MG*	SAV-SW0230MG (6.5kg/cm - 0.16s) MG*	SAV-SW0231MG (15kg/cm - 0.17s) MG*	*Use with 5-cell NiMH Receiver Battery
Slayer Pro 4x4	2075 (9kg/cm - 0.17s) PG	2072X	2075X (9kg/cm - 0.17s) MG	2255 (28.8kg/cm - 0.15s) MG*	SAV-SW0231MG (15kg/cm - 0.17s) MG*	SAV-SW1210SG (20kg/cm - 0.15s) SG*	*Use with 5-cell NiMH Receiver Battery
Jato 3.3	2055 (9kg/cm - 0.20s) PG	–	2075X (9kg/cm - 0.17s) MG	2250 (23.8kg/cm - 0.19s) MG*	SAV-SW0231MG (15kg/cm - 0.17s) MG*	SAV-SW1210SG (20kg/cm - 0.15s) SG*	*Use with 5-cell NiMH Receiver Battery
T-Maxx 3.3	2070 (9kg/cm - 0.17s) PG	2072X	2075X (9kg/cm - 0.17s) MG	2250 (23.8kg/cm - 0.19s) MG*	SAV-SW0231MG (15kg/cm - 0.17s) MG*	SAV-SW1210SG (20kg/cm - 0.15s) SG*	*Use with 5-cell NiMH Receiver Battery
Revo 3.3	2075 (9kg/cm - 0.17s) PG (2)	2072X	2075X (9kg/cm - 0.17s) MG	2250 (23.8kg/cm - 0.19s) MG*	SAV-SW0231MG (15kg/cm - 0.17s) MG*	SAV-SW1210SG (20kg/cm - 0.15s) SG*	*Use with 5-cell NiMH Receiver Battery
1/16 Slash 4x4	2080 (3kg/cm - 0.11s) PG	–	2080X (3kg/cm - 0.11s) MG	–	SAV-SW0250MG (5kg/cm - 0.11s) MG	–	
1/16 E-Revo 4x4 XL3/VXL	2080 (3kg/cm - 0.11s) PG	–	2080X (3kg/cm - 0.11s) MG	–	SAV-SW0250MG (5kg/cm - 0.11s) MG	–	
1/16 Summit	2080 (3kg/cm - 0.11s) PG	–	2080X (3kg/cm - 0.11s) MG	–	SAV-SW0250MG (5kg/cm - 0.11s) MG	–	
1/18 Teton (LaTrax)	2065 (2.3kg/cm - 0.20s) PG	–	2065X (2.3kg/cm - 0.20s) MG	–	–	–	
1/18 Rally (LaTrax)	2065 (2.3kg/cm - 0.20s) PG	–	2065X (2.3kg/cm - 0.20s) MG	–	–	–	
1/18 Prerunner/SST (LaTrax)	2065 (2.3kg/cm - 0.20s) PG	–	2065X (2.3kg/cm - 0.20s) MG	–	–	–	

# SLAYER PRO 4X4

























## Chassis Assembly

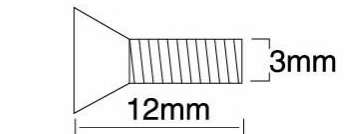


Specifications on this page are subject to change without notice. Every attempt has been made to ensure the accuracy of this drawing, however Traxxas cannot be held responsible for typographical or other errors.

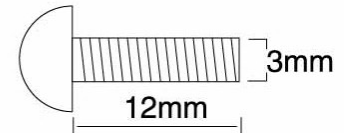
See Parts List for a complete listing of optional accessories.

### Abbreviations

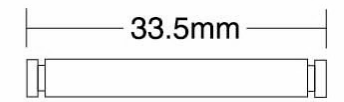
	CCS	Countersunk Cap Screw
	CS	Cap Screw
	FCS	Flathead Cap Screw
	BCS	Buttonhead Cap Screw
	CM	Countersunk Machine Screw
	RM	Roundhead Machine Screw
	WM	Washerhead Machine Screw
	SS	Shoulder Screw
	CST	Countersunk Self-tapping Screw
	RST	Roundhead Self-tapping Screw
	WST	Washerhead Self-tapping Screw
	FN	Flange Nut
	NL	Nylon Locknut
	PB	Plastic Bushing
	GS	Set (Grub) Screw
	PW	Plastic Washer
	AS	Aluminum Spacer
	PTW	PTFE Washer
	MW	Metal Washer
	E	E-Clip
	SW	Split Washer
	BB	Ball Bearing
	SLB	Self-lubricating Bushing
	NRB	Needle Roller Bearing
	ELW	External Lock Washer



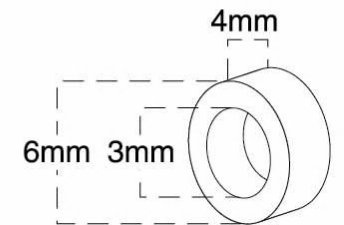
3x12mm Countersunk Machine Screw



3x12mm Roundhead Machine Screw



33.5mm Hinge Pin

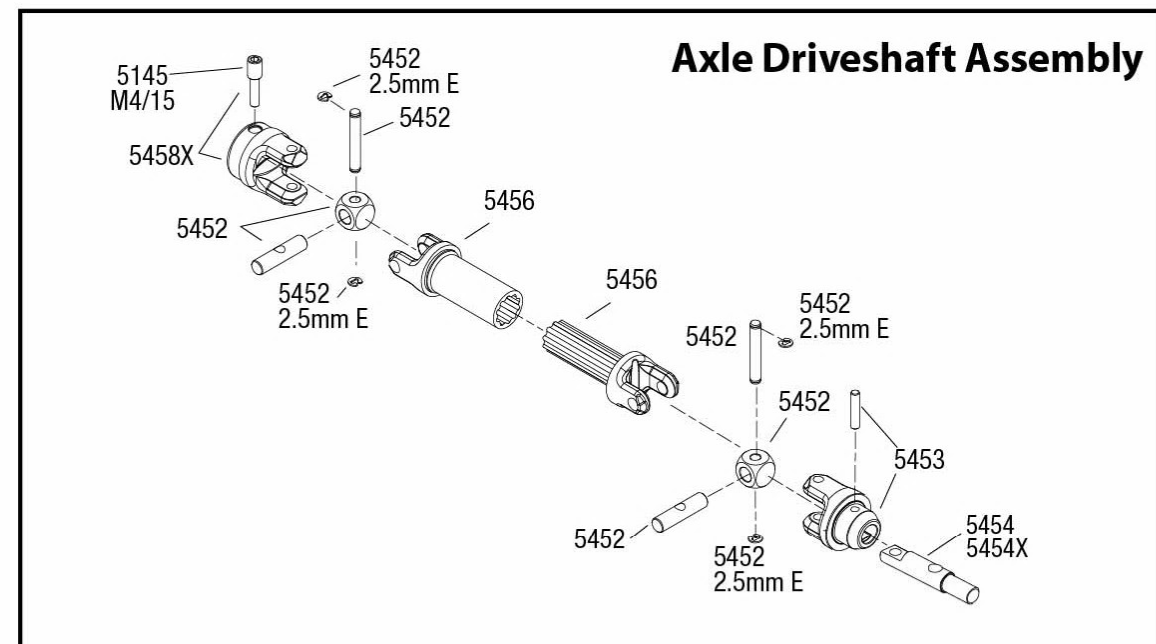
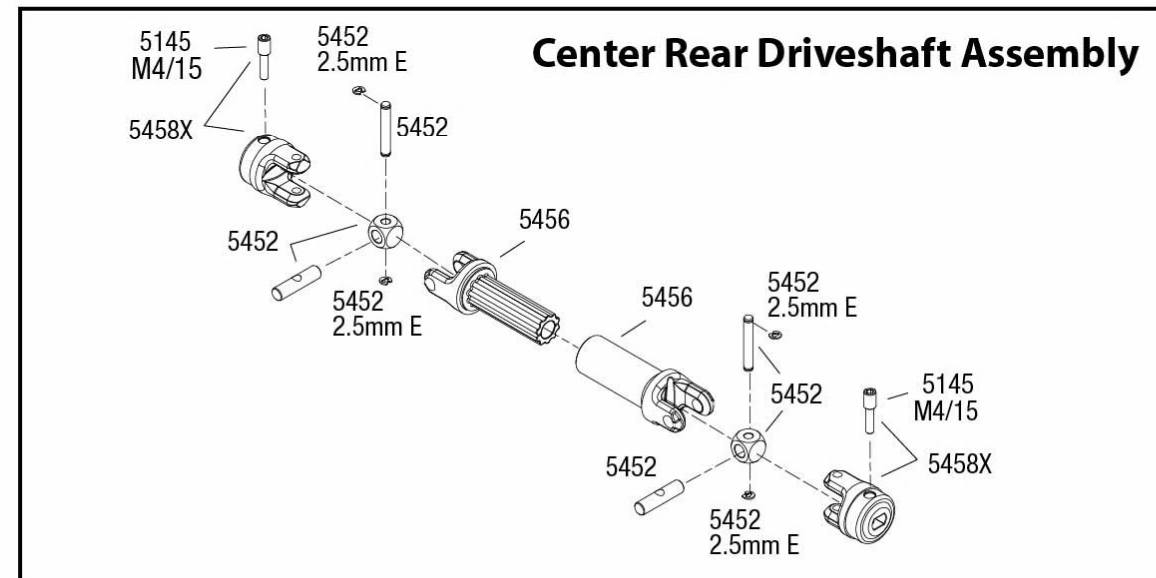
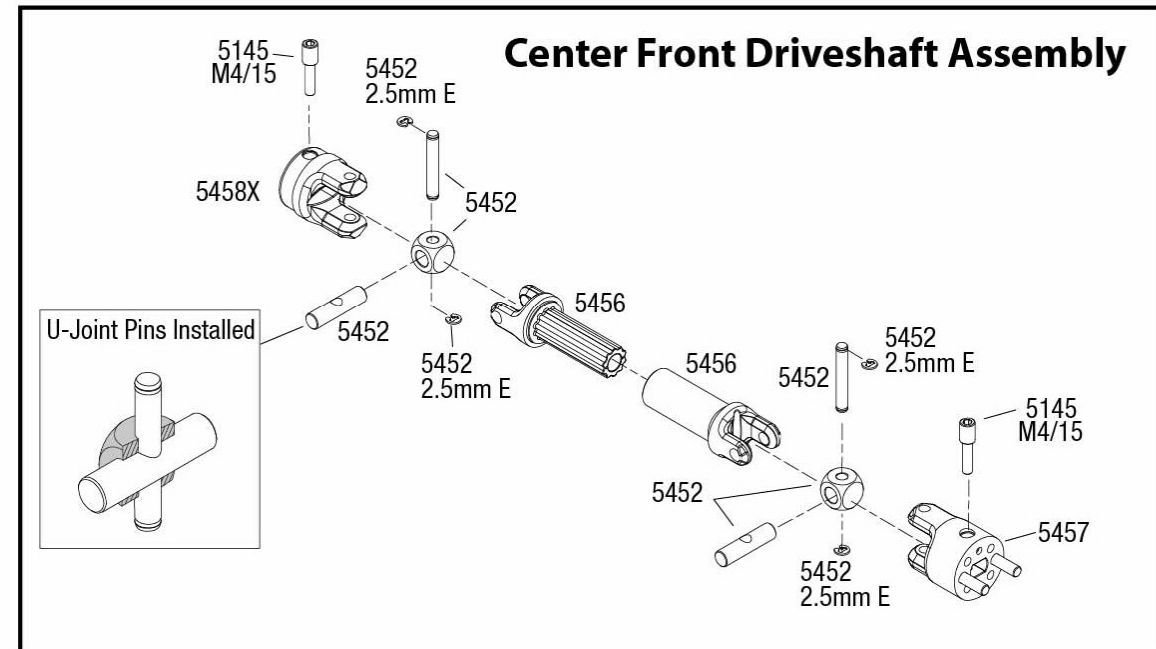


3x6x4mm Spacer

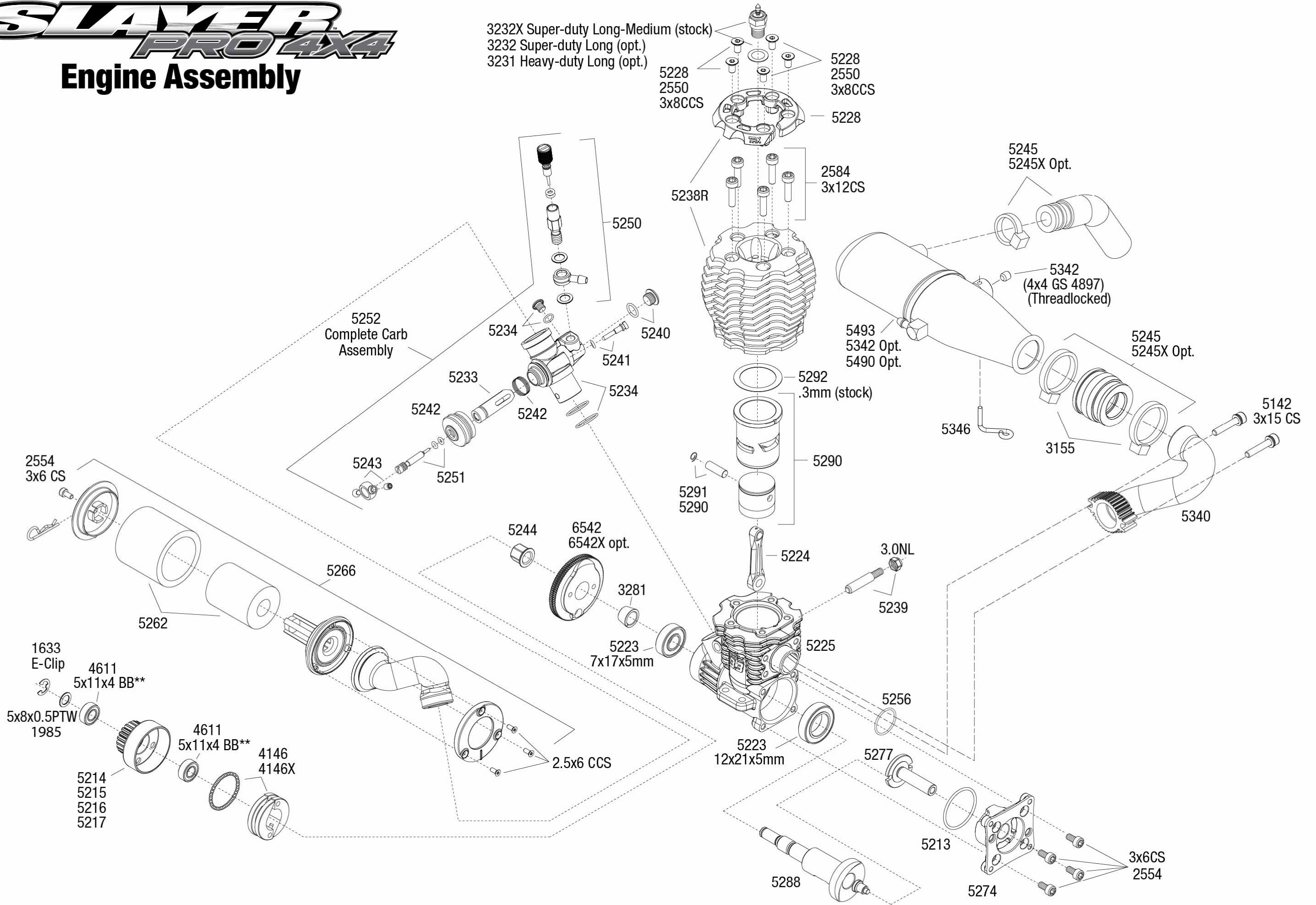
18.5 MM Yoke Pin



M4/18.5  
4mm Thread Total Length



# SLAYER PRO 4X4 Engine Assembly



Specifications on this page are subject to change without notice. Every attempt has been made to ensure the accuracy of this drawing, however Traxxas cannot be held responsible for typographical or other errors. See Parts List for a complete listing of optional accessories.